










WHITE

Sewing Machines

| | Model Number | Stitch Functions | Number of Stitches | Buttonhole Type | Adjustable Stitch Width | Adjustable Stitch Length | Stretch Stitches | Decorative Stitches | Presser Feet Included | Twin Needle Capability | Built-In Needle Threader | Instructional Video | Main Features |
|---|--------------|------------------|--------------------|-----------------|-------------------------|--------------------------|------------------|---------------------|-----------------------|------------------------|--------------------------|---------------------|---|
|  | 1409 | 18 | 2 | Manual | Yes | Yes | | 1 | Yes | | | | An affordable machine for the beginning sewer. |
|  | 1418 | 18 | 2 | Manual | Yes | Yes | | 10 | Yes | | Yes | | A basic machine with complete accessory package to expand sewing options. |
|  | 1866 | 26 | 7 | Built-in | Variable Zig Zag | Yes | Yes | Yes | 10 | Yes | | Yes | Built-in automatic width settings ensure ease of use. |
|  | 915 | 29 | 13 | Built-in | Automatic | Automatic | Yes | Yes | 3 | Yes | | Yes | One dial simplicity creates ease of operation. |
|  | 1888 | 32 | 12 | Built-in | Yes | Yes | Yes | Yes | 10 | Yes | | Yes | Heavy Duty "Jeans Machine." Ideal for all types of sewing. |
|  | 2037 | 53 | 37 | Built-in | Yes | Yes | Yes | Yes | 10 | Yes | Yes | Yes | Top drop in bobbin and easy dial stitch selector. For the sewer who wants more. |
|  | WW100 | 5 | 1 | | | 2 Length Adjustments | | 1 | | | | | Lightweight, portable; great for mending. |

WHITE

| | Model Number | Instructional Video | 3/4 Thread Capability | Differential Feed | Built-in Rolled Edge | Adjustable Stitch Width | Adjustable Stitch Length | Accessory Feet | Exclusive "Open Wide" Threading | Auto Rolled Hem System by Dial | Overedge Width | Numbered presser foot pressure dial | Main Features |
|-------------------|---|---------------------|-----------------------|-------------------|----------------------|-------------------------|--------------------------|----------------|---------------------------------|--------------------------------|----------------|-------------------------------------|---|
| Sergers/Overlocks |  1600 | Yes | Yes | Yes | Yes | Yes | Yes | 1 | | | 4-6mm | | Provides easy-to-use features at an affordable price. |
| |  1934D | Yes | Yes | Yes | Yes | Yes | Yes | 4 | Yes | Yes | 4-7mm | Yes | Provides state-of-the-art capabilities to enable serging like a pro. Easy auto rolled hem system by dial. |